



lumini Solucoes em Iluminacao LTDA
www.lumini.com.br
Email:laboratorio@lumini.com.br
Tel:+55 11 3437-5555 Fax:+55 11 3437-5555
Address:Rua Ferreira Viana, 716 - Socorro - São Paulo/SP

lumini

LumCAT:

Luminaire: rocket mini track xsm fc

LampCAT: modulo led 8W 27K irc 90

Ballast type:

Report No:

Voltage(V): 127.0000

Test No:

Current(A): 0.1740

Number of Lamps: 1

Power (W): 10.0000

Lamp flux(lm): 480.0

PF: 0.4500

Length(mm): 30

Width(mm): 30

Phm Type: C

Height(mm): 0

Photometric Results

Lumens(lm): 197.69, Efficiency(%): 41.18% , Luminous Efficacy(lm/W): 19.77

Central intensity(cd): 764.974, Maximum intensity(cd): 764.974

Angle of maximum intensity: C=0.0 γ =0.0

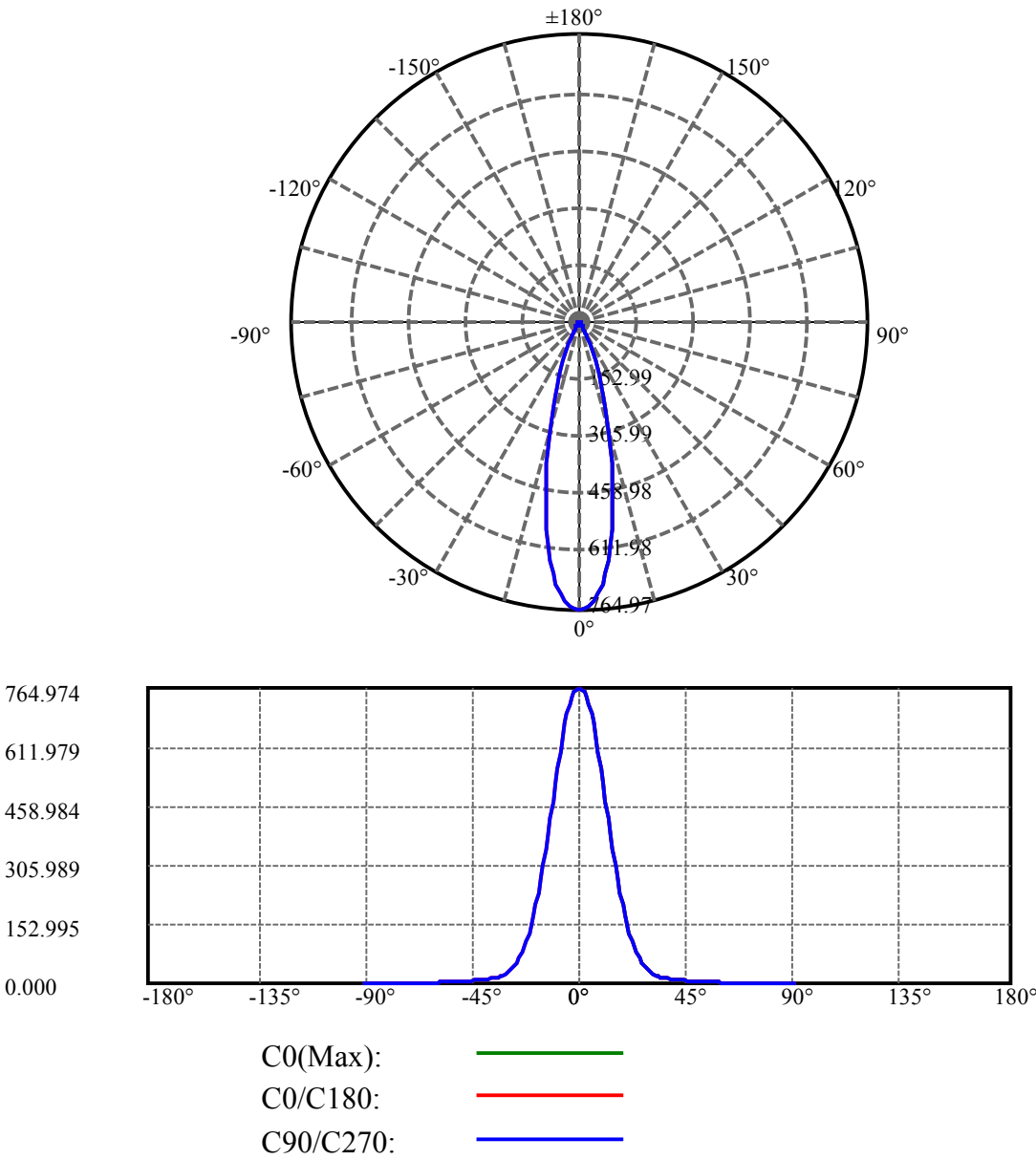
Beam angle of C0 plane : 26.15

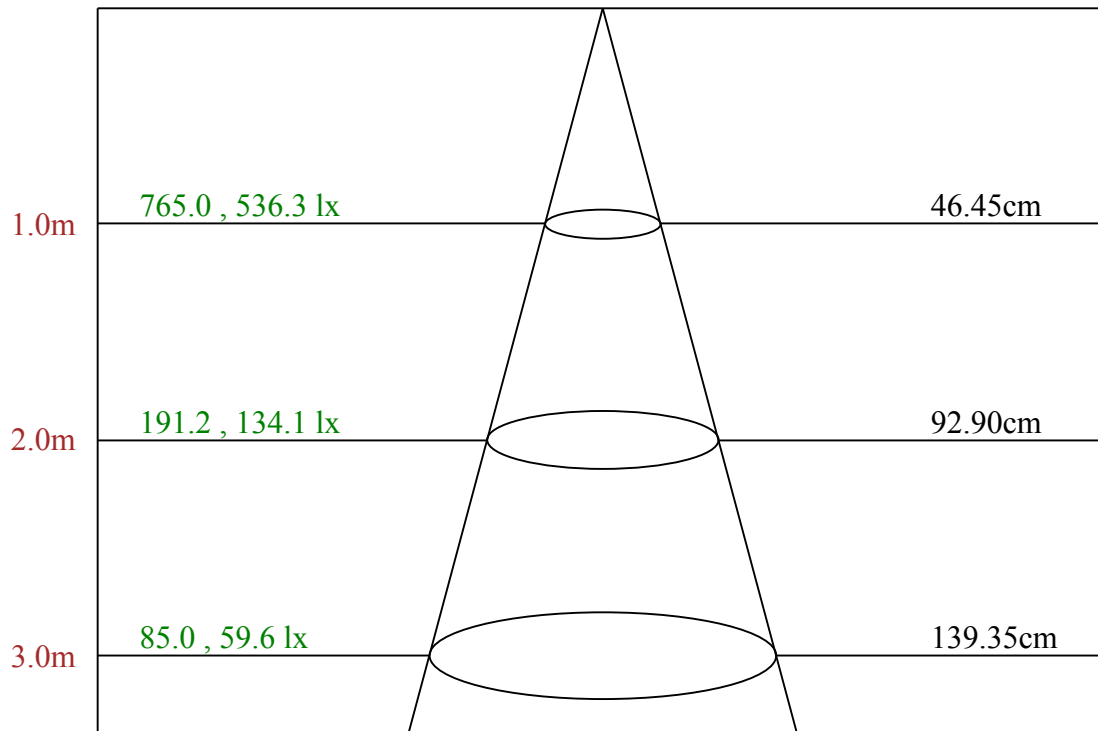
Aveage BeamAngle(IEC 61341):26.15

Equipment: equipamento lumini
Temperature(°C): 25.5

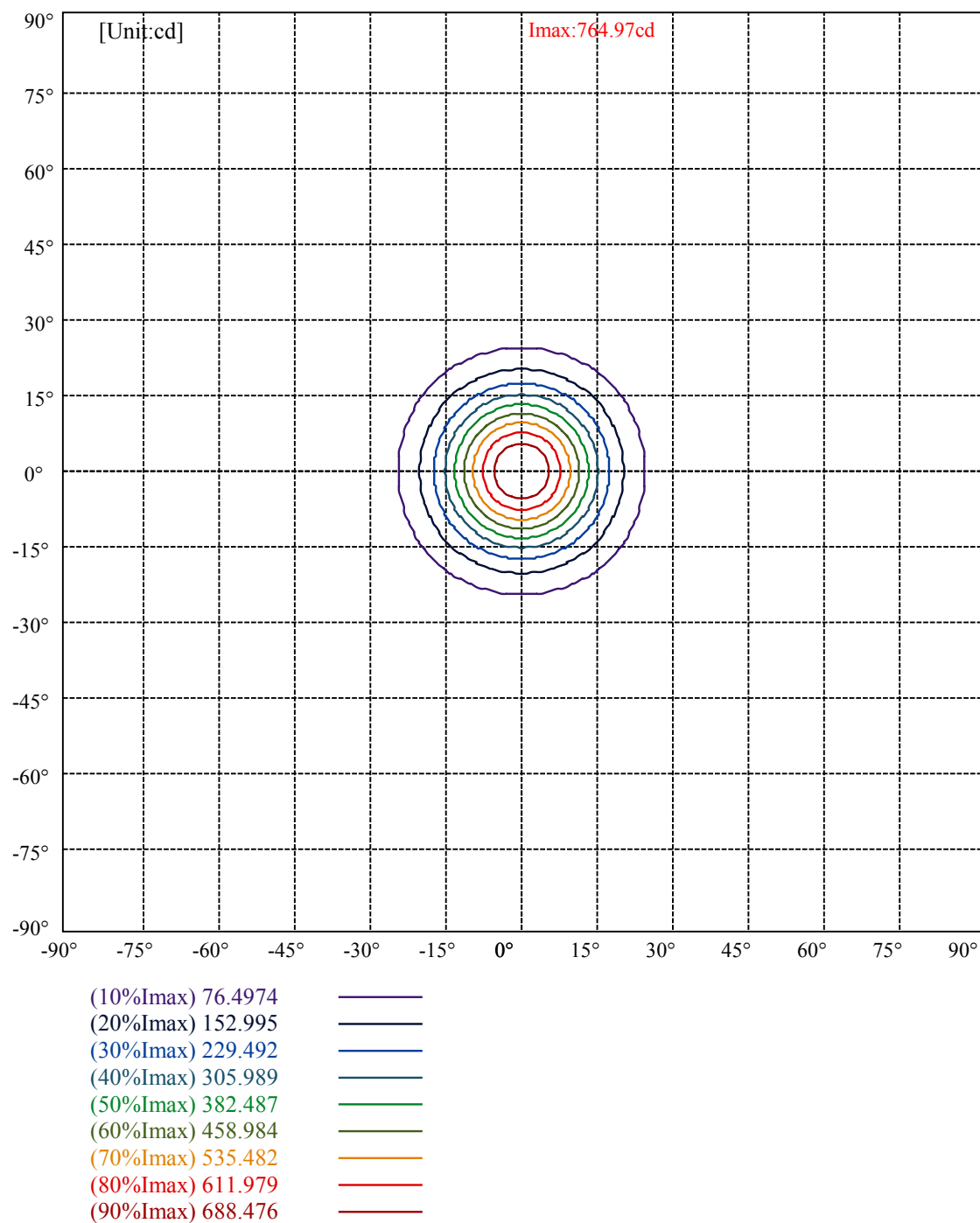
Date: 7/30/2024
Humidity(%): 55.0%

Operator: 01
Distance(m): 6.90





Max , Ave Beam angle of C0 plane 26.15



lumini

Luminance Limiting Curve(no luminous side)

Appendix Page: 5 Total:6

Luminance Table

γ	45	50	55	60	65	70	75	80	85
C0	10586	8487	6571	4629	2895	2262	2708	3884	7587
C45	10586	8487	6571	4629	2895	2262	2708	3884	7587
C90	10586	8487	6571	4629	2895	2262	2708	3884	7587

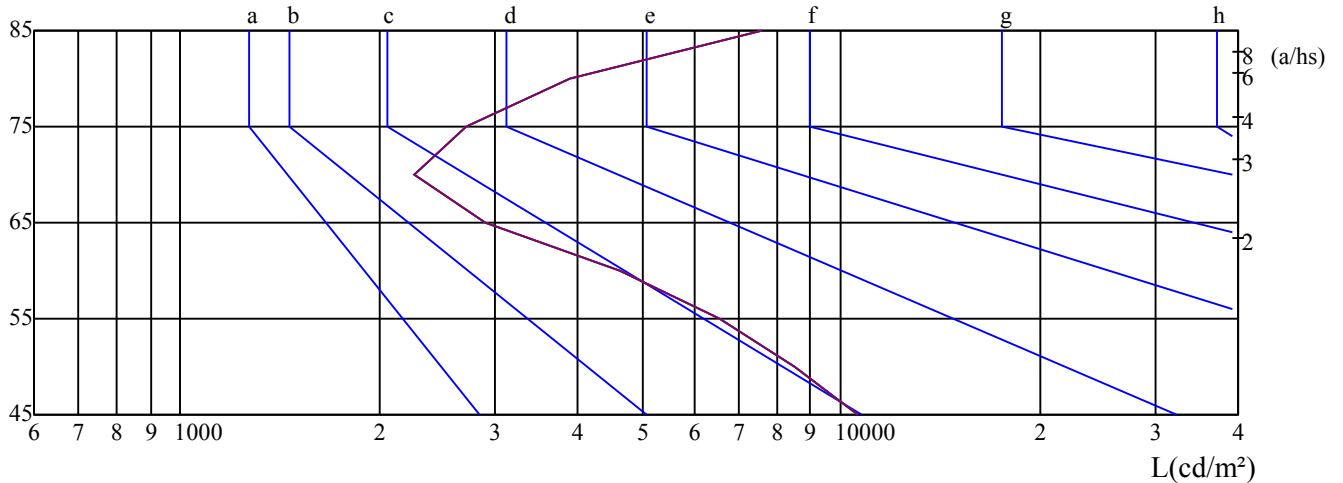
L(Hor)(65)	L(Ver)(65)	L45(65)	L(Hor)(75)	L(Ver)(75)	L45(75)	L(Hor)(85)	L(Ver)(85)	L45(85)
2895	2895	2895	2708	2708	2708	7587	7587	7587

Glare Table

Glare	Quality	Service Values Illuminance(lx)							
1.15	A	2000	1000	500	<=300				
1.5	B		2000	1000	500	<=300			
1.85	C			2000	1000	500	<=300		
2.2	D				2000	1000	500	<=300	
2.55	E					2000	1000	500	<=300
		a	b	c	d	e	f	g	h

Luminance Limiting Curve

$\gamma(^{\circ})$



C0 ———

C45 ———

C90 ———

Equipment: equipamento lumini
Temperature($^{\circ}$ C): 25.5

Date: 7/30/2024
Humidity(%): 55.0%

Operator: 01
Distance(m): 6.90

Illumination assessment according UGR											
Rf of Ceiling	70	70	50	50	30	70	70	50	50	30	
Rf of Wall	50	30	50	30	30	50	30	50	30	30	
Rf of Floor	20	20	20	20	20	20	20	20	20	20	
Room dimensions		Viewed crosswise					Viewed endwise				
X	Y										
2H	2H	12.40	13.36	12.76	13.67	13.98	12.48	13.44	12.85	13.75	14.07
	3H	12.45	13.30	12.84	13.64	13.98	12.53	13.38	12.91	13.72	14.06
	4H	12.55	13.34	12.95	13.69	14.06	12.64	13.42	13.04	13.78	14.15
	6H	12.84	13.56	13.26	13.94	14.34	12.92	13.64	13.34	14.02	14.41
	8H	13.08	13.77	13.50	14.15	14.56	13.15	13.84	13.57	14.22	14.63
	12H	13.42	14.07	13.85	14.47	14.89	13.49	14.14	13.91	14.53	14.95
4H	2H	12.35	13.14	12.75	13.49	13.86	12.43	13.22	12.83	13.57	13.94
	3H	12.46	13.12	12.88	13.51	13.93	12.53	13.19	12.95	13.58	14.00
	4H	12.70	13.27	13.14	13.69	14.14	12.78	13.35	13.22	13.77	14.22
	6H	13.14	13.65	13.62	14.10	14.55	13.21	13.71	13.68	14.17	14.62
	8H	13.56	14.02	14.05	14.48	14.96	13.62	14.08	14.10	14.54	15.02
	12H	14.11	14.54	14.60	14.99	15.52	14.16	14.59	14.65	15.04	15.56
8H	4H	12.70	13.17	13.19	13.63	14.10	12.78	13.24	13.27	13.70	14.18
	6H	13.37	13.75	13.87	14.23	14.74	13.43	13.81	13.93	14.29	14.80
	8H	14.03	14.34	14.56	14.87	15.37	14.08	14.39	14.61	14.92	15.41
	12H	14.82	15.07	15.37	15.58	16.11	14.86	15.10	15.40	15.62	16.14
12H	4H	12.72	13.15	13.21	13.60	14.12	12.79	13.22	13.28	13.67	14.20
	6H	13.52	13.83	14.05	14.36	14.85	13.57	13.89	14.11	14.41	14.91
	8H	14.23	14.47	14.77	14.99	15.51	14.27	14.52	14.82	15.03	15.56
Variation with the observer position at spacings:											
S = 1.0H		1.7/-1.7					1.7/-1.7				
S = 1.5H		2.9/-2.8					2.9/-2.8				
S = 2.0H		4.5/-2.8					4.5/-2.8				
Standard tables:		BK3					BK3				
Uncorrected UGR		-3.7					-3.7				

依据CIE Publ. 117 计算 UGR, S/H = 0.25